


Log in

17:13 Tue 17. Mar 96 %

Device recognition: ACG1
Connected to TestStudio URL:
<https://lplus-lts3.austrocontrol.at/>
Version: 3.19.1

**Please sign in:
Use the given Username and Password (PIN)
Please note the space and capital letters**



User data

17:14 Tue 17. Mar 98%

LTS EXAM2GO User data

First name*	John
Last name*	Doe
E-mail*	johndoe@austrocontrol.at
Date of birth*	01/01/2000
Gender*	Male
Phone / mobile*	+43 123456789
Street*	Wagramer Strasse 19
Zip code*	1220
City*	Vienna

Save and continue

Please fill the page with user (your) data, after that click on the 'Save and continue' button

Overview

17:14 Tue 17. Mar

LTS EXAM2GO

Overview

Logged in as: Doe, John

Exam

ATPL(A) ECQB	010-Air Law	Start test
ATPL(A) ECQB	031-Mass and balance	Start test
ATPL(A) ECQB	033-Flight planning and monitoring	Start test

Here you can see your exam subjects
You can start with any of them by clicking the 'Start test' button

Examination policy

17:14 Tue 17. Mar 96 %

[← Back](#) Welcome Screen

Examination Policy

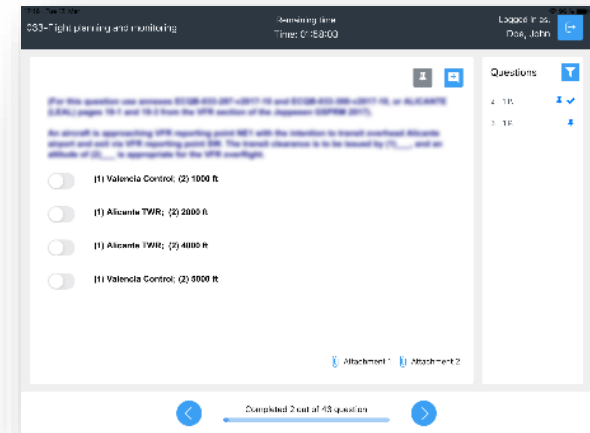
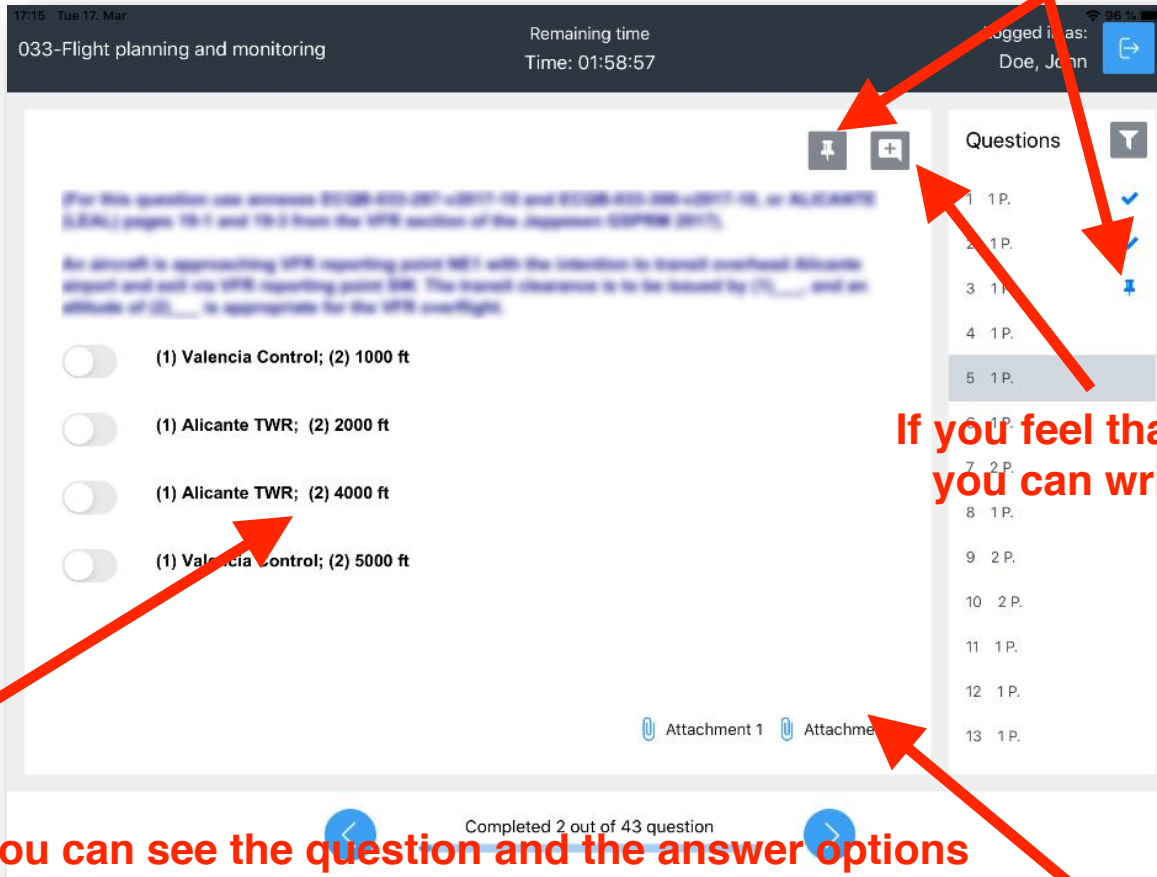
<p>1.1 Working time and test procedures We kindly ask you to remove your personal belongings from the examination room and to use our lockers outside. Before the test, please remove your personal work Equipment from your pockets and make sure that your electronic devices are switched off. The break time between the subjects must not exceed 15 minutes, there are no breaks allowed during an examination paper.</p> <p>1.3 Non – compliance with the examination procedure <i>Anyone who does not comply with the examination procedures will be excluded from the examination within all EASA member states for 12 months and all items passed so far will be assessed as "failed".</i></p> <p>Attempts to deceive are among other things: Use of means other than those permitted Any kind of communication with other students during the test Taking examination documents with you from the examination room Taking notes on the recording paper when the examination subject is not open Electronic devices of any kind (mobile phones, PDAs, smart watches and laptops) must be switched off and must not be located at the examination site. Any cases boxes, folders, etc. brought along must be removed from the examination area.</p> <p>1.5 Recording paper Own recording paper is not permitted.</p> <p>1.7 Miscellaneous The test results will be published immediately after completion of the tests. The consumption of food and beverages in the examination room is not permitted.</p>	<p>1.2 Invigilator The examination supervisors are entitled to inspect the examination equipment and to exclude you from the examination in the event of attempts at deception and failure to follow instructions. The instructions of the examiners must be followed. In principle, no information is given on the content of the examination. The invigilator ensures that the examination runs smoothly.</p> <p>1.4 Personal work equipment to be brought along The following personal work equipment must be brought along for the examination: Writing utensils (pens, rulers, protractors, compasses, course triangles) a mechanical navigation computer, or- an electronic navigation computer. This may not be programmable by the user and do not allow text input. Operating instructions of any kind are not permitted.</p> <p>1.6 Dictionaries and translation aids The use of dictionaries and translation aids is decided by the invigilator.</p>
---	--

Please read the Examination Policy carefully

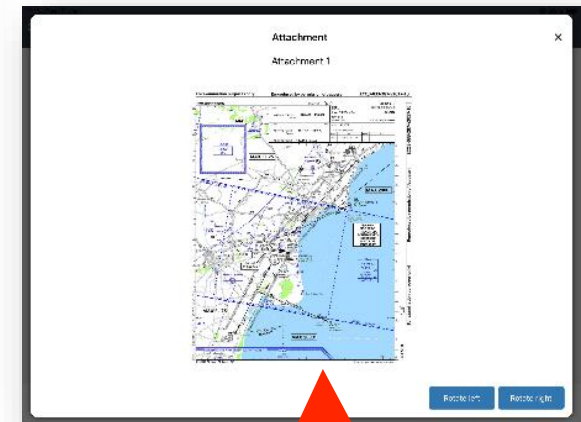
Start

Exam

You can pin a question if you would like to get back to it



If you feel that there is a problem with a question, you can write a comment by clicking this icon



Here you can see the question and the answer options

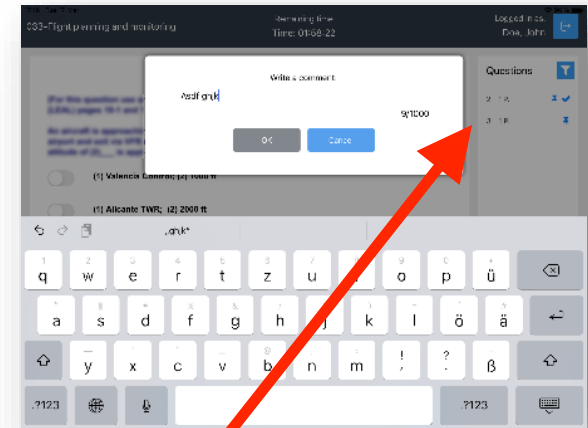
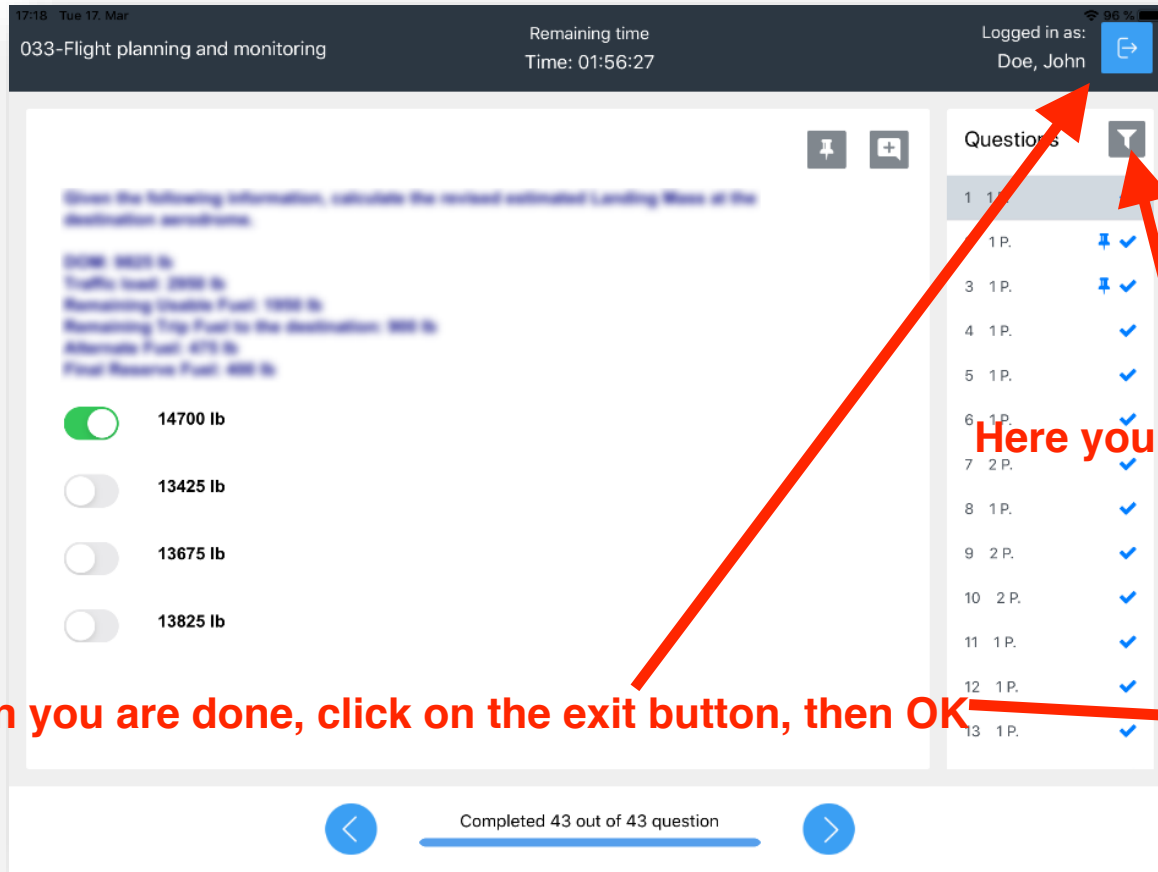
You can select an answer with the corresponding toggle button

If it is green, the answer is selected and

there will be a blue tick next to the number of the question

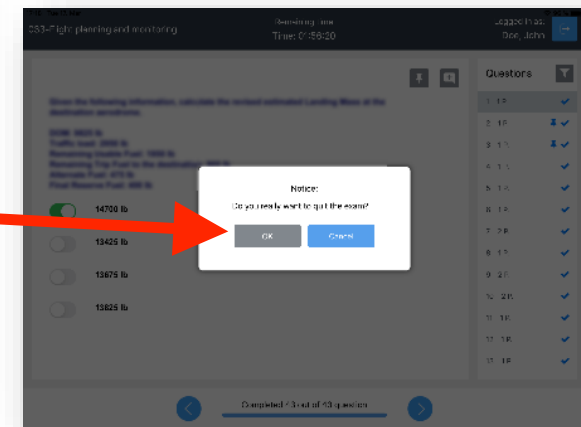
If a question has an attachment, you will see it here
When you click on it, it will open in a pop up window

Exam



Here you can filter your pinned questions

When you are done, click on the exit button, then OK



Evaluation

17:18 Tue 17. Mar Evaluation 96 %

ATPL(A) ECQB X

Here you can see your result
To pass, it should be 75% or higher

You can exit this page by clicking on the X in the top right corner

User: Doe, John
Subject: 033-Flight planning and monitoring
Date: 17/03/2020

Result: 21.4% (failed)

● Scored points ● Min percentage to pass

A horizontal bar chart showing the evaluation result. The x-axis represents the percentage from 0 to 100. A blue bar extends to 21.4%, labeled '12.0 P.'. A vertical line marks the '75%' minimum percentage to pass.

Evaluation level 1

Topic	Solved tasks	Number of tasks	Solved tasks %	Scored points	Maximum points	Percentage
33 FLIGHT PLANNING AND MONITORING	43	43	100.00%	12.00	56.00	21.43%
Total	43	43	100.00%	12.00	56.00	21.40%

33 FLIGHT PLANNING AND MONITORING 21.43%

A progress bar for the topic '33 FLIGHT PLANNING AND MONITORING'. The bar is filled with blue to represent 21.43% of the total possible points.